




INSTRUCTIONS



1. Peel release liner and press the adhesive coated bulkhead against the cargo

Rotate and unscrew the unit to the desired length until Void Gard® is firmly in place.



2.



3. Shuttle the locking washer into position.

Void Gard® is in position and load is secured against lateral shifting.

4.



Please do not hesitate to contact us for a free sample pack.